



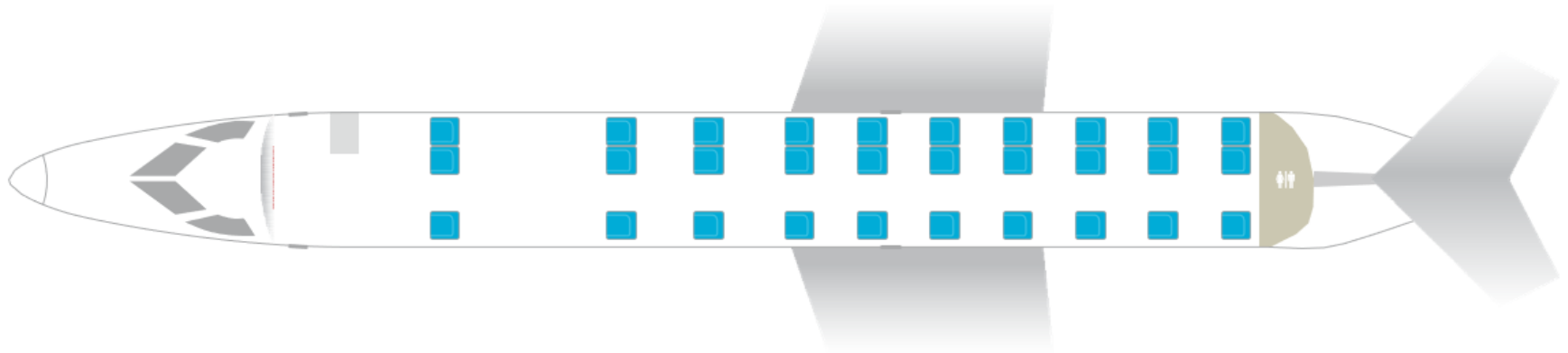
PRIVATE JET SERVICES

EMBRAER 145





EMBRAER 145



CABIN DESCRIPTION

More than just a value-minded people mover, the EMB145 cabin comforts include: wide, deeply reclining seats, overhead storage bins, generous baggage capacity and extra-large windows for enjoying the view. The EMB145 is equipped with galley facilities which opens up an endless range of catering possibilities, as extravagant or as simple as you need.

CABIN DIMENSIONS

Length: 54"
Height: 6"
Width: 6' 9"

SEATING

Business: 30

NBAA RANGE

Max Distance: 1,100 nm

CRUISING SPEED

495 MPH
.78 Mach

LUGGAGE CAPACITY

325 cubic feet
2,600 lbs

SAFETY

This plane is PJS Safety Certified, inquire regarding further safety certificates.






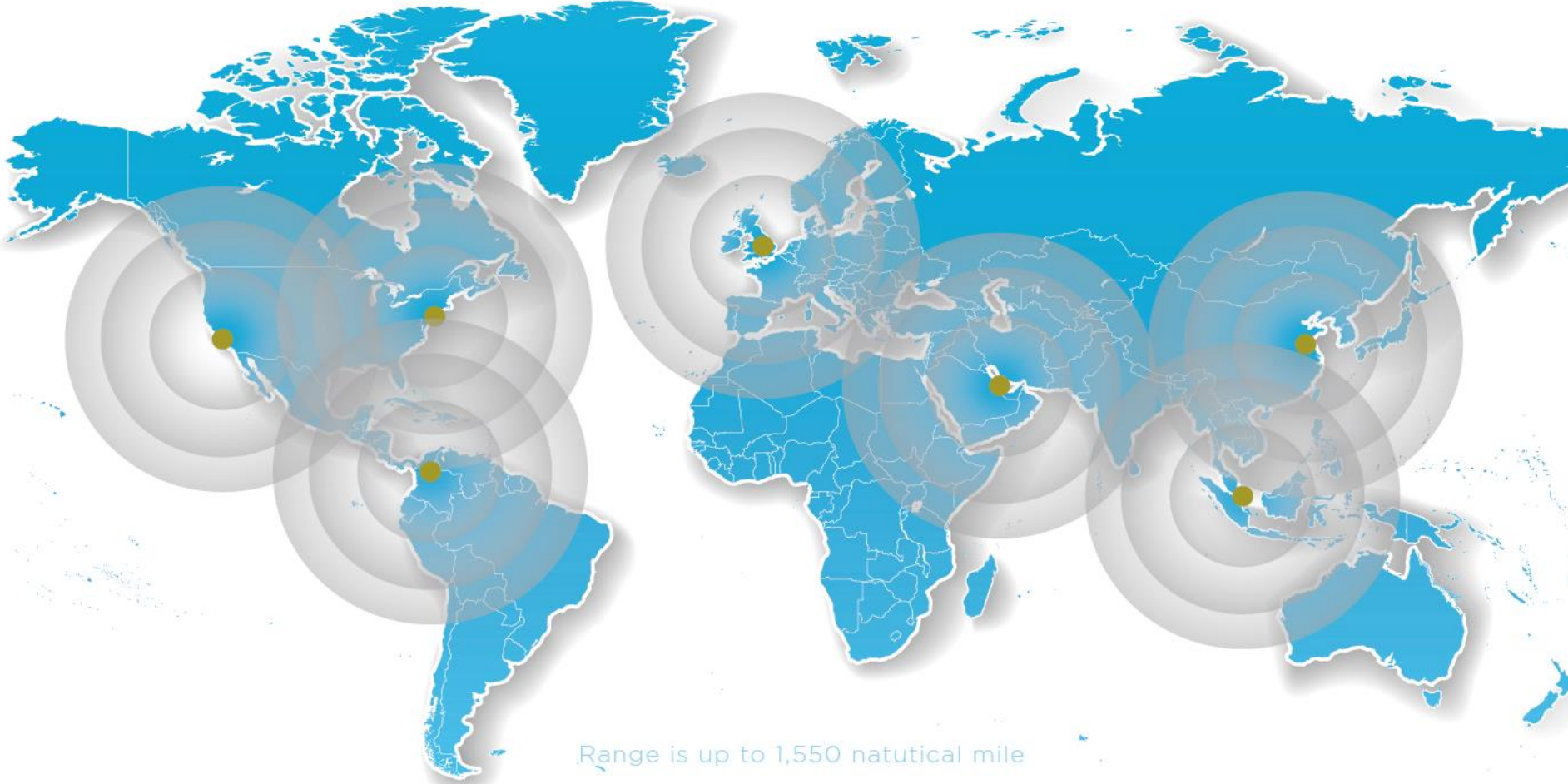
PRIVATE JET SERVICES

EMBRAER 145 LR

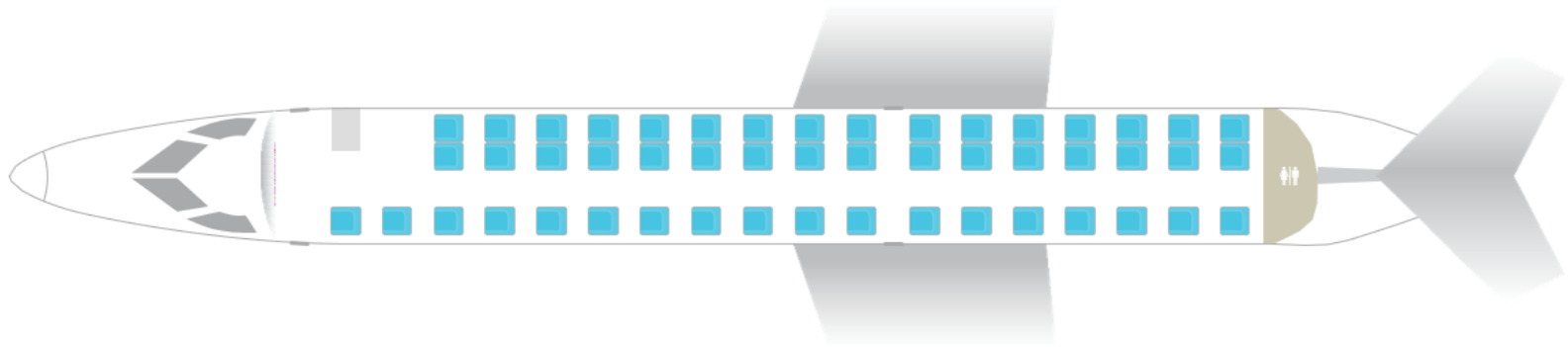




EMBRAER 145 RANGE MAP



EMBRAER 145 LR SPECIFICATIONS



CABIN DESCRIPTION

The best-selling EMB 145 is a true business machine with proven, rugged reliability and safety. The LR-version features fuel efficiency and speed that both extend its range as well as lowering environmental emissions.

With generous legroom and

luggage space for 50 passengers, it is the perfect choice for many types of travel groups.

SEATING CAPACITY

Total Seats: 50

SEATING PITCH

36 in

LUGGAGE CAPACITY

325 cu. ft.

2,646 lbs.

NBAA RANGE

1,550 nm

CABIN DIMENSIONS

Length: 54 ft

Height: 6 ft

Width: 6 ft 11 in

EXTERIOR DIMENSIONS

Length: 93 ft

Height: 22 ft 2 in

Wingspan: 65 ft 9 in

CRUISING SPEED

